

**PerformArc  
Connect Series  
welding cell**

**PA-c-TT**

**NEW**



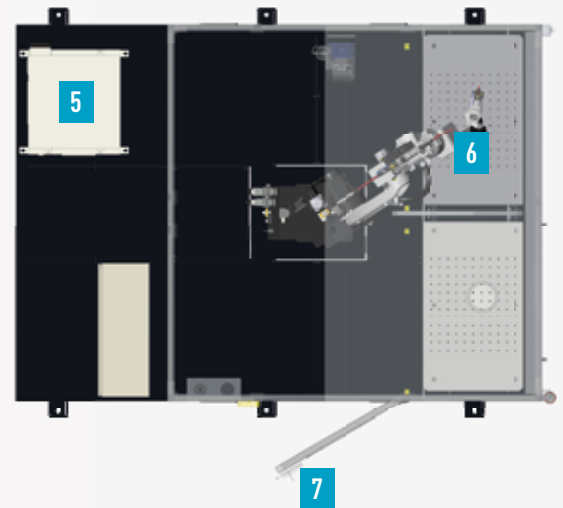
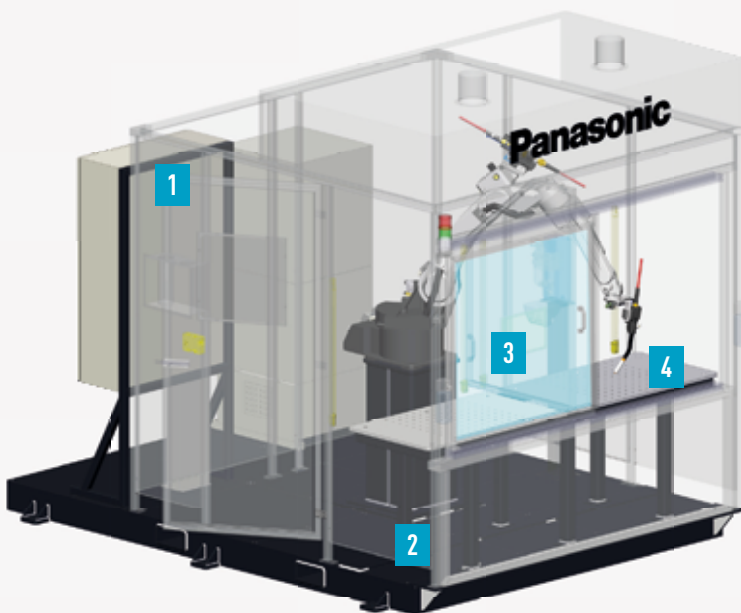
# Quick and easy welding – with the Connect cell from Panasonic Industry

With the Panasonic Automation welding cell PA-c-TT, Panasonic Industry is offering a reliable, inexpensive and compact solution for industrial welding.

Our Connect welding cell is delivered as a complete solution tailored exactly to your needs and requires no prolonged commissioning. Very little programming know-how is necessary to “teach” the robot – the software guides the operator in simple steps to achieving the optimum welding result. Use of the PA-c-TT Connect welding cell pays off even from small batches right up to medium-sized production runs. Thanks to our decades of experience in different industries, we have designed the welding cell for easy operation and the use of a wide range of applications. Panasonic’s known quality and various safety features characterize this complete solution, which focuses on the versatility of the application and, above all, the protection of the operator. As with all Panasonic robotic welding cells, the PA-c-TT cell is CE certified.

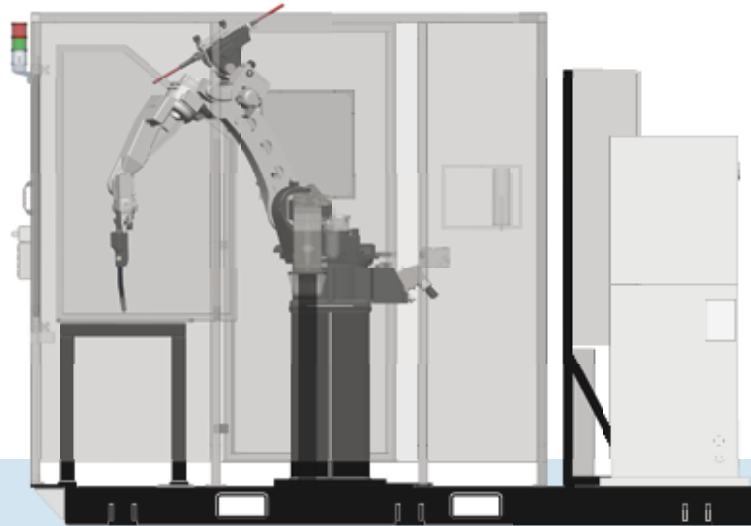
## ALL COMPONENTS FROM A SINGLE SOURCE

### STANDARD SCOPE OF SUPPLY



- 1 Controller
- 2 Base plate, Socket for robot, 2 fixed tables
- 3 Horizontal, manually movable door, electrical monitored with interlocked with light barriers
- 4 Gas cooled torch unit 350A, cable management, torch safety holder
- 5 Robot controller with integrated power source  
TAWERS WG3 MAG/MIG/TIG welding process incl. Pulse
- 6 6-Axis-Manipulator TM-1400
- 7 Safety housing, service door, electrically queried

# JUST WELD IT!



## OPTIONEN

The PA-c-TT Connect safety cell can be customized according to your needs. A large number of options are available to complement your system in order to suit your application optimally. Options such as positioners, service windows, and other useful details are part of the possible product specifications. A wide range of welding processes with corresponding welding torch solutions for the best possible results complete the product portfolio.

- Service window
- Torch cleaning device
- Fume hood over the weld area
- Positioner
  - 250 kg positioner PD250
  - 500 kg positioner PD500
- Water-cooled 400A torch
- Super Active welding process incl. servo pull torch
  - Gas-cooled 350A torch for steel
  - Water-cooled 400A torch for steel
  - Water-cooled 350A torch for aluminium

## SPECIFICATIONS

Model	PA-c-TT
Table equipment area (mm)	800 x 600
Load capacity (kg)	400 per side
Overall dimensions (L x W x H cm) approx.	290 x 250 x 230
Weight (kg) approx.	2700
Robot type	TM-1400

**Panasonic Connect Europe GmbH**  
Robot & Welding Systems Europe

Jagenbergstraße 11a  
41468 Neuss, Deutschland

Phone: +49(0)2131/60899-0  
E-Mail: [pwse.sales@eu.panasonic.com](mailto:pwse.sales@eu.panasonic.com)

[pfse.panasonic.eu](http://pfse.panasonic.eu)

 JUST WELD IT!